

IMP-EC500



KEY FEATURES



RAM

DDR4 SODIMM RAM



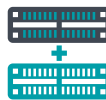
Wide-Temperature

Operating temperature: -20 to 70°C



Three Independent Displays

1 VGA + 2 HDMI/DP++ (auto detection)



Multiple Expansion

3 M.2 slots (1 M.2 2230 E key, 1 M.2 3042/3052 B key, 1 M.2 2280 M key)



Rich I/O

2 GbE's, 6 COMs, 4 USBs 3.1, 2 USBs 2.0




Support 5G Communication


Support 5G communication (Not Included/Optional)



I/O PANEL

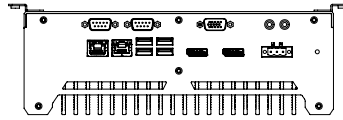


Front View

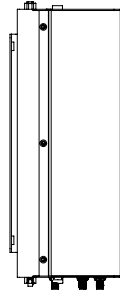


Rear View

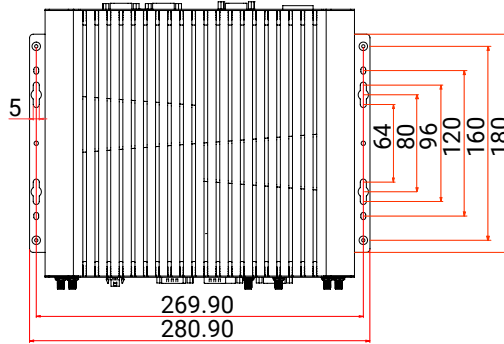
DIMENSIONS



Rear View



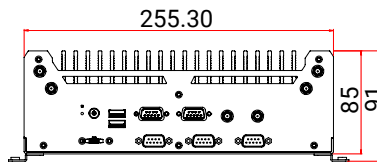
Left View



Top View

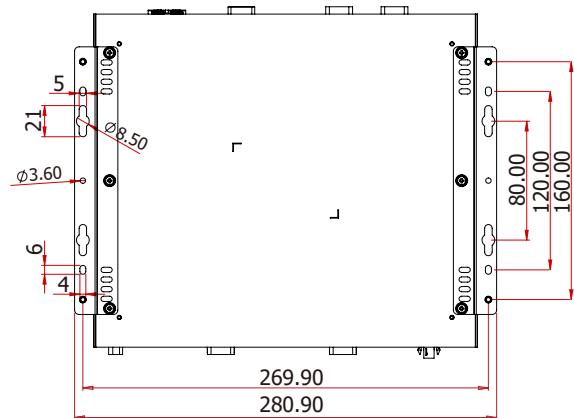
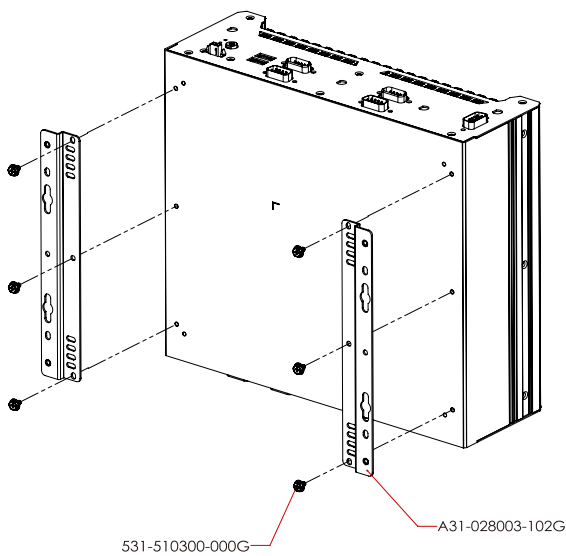


Right View



Front View

WALL MOUNTING (OPTIONAL)



SPECIFICATION

SYSTEM	Processor	12th Generation Intel® Core™ Processors, LGA 1700 Intel® Core™ i9-12900TE (16 Cores, 30M Cache, up to 4.8GHz); 35W Intel® Core™ i7-12700TE (12 Cores, 25M Cache, up to 4.6GHz); 35W Intel® Core™ i5-12500TE (6 Cores, 18M Cache, up to 4.3GHz); 35W Intel® Core™ i3-12100TE (4 Cores, 12M Cache, to 4GHz); 35W Intel® Pentium® G7400TE (2 Cores, 6M Cache, 3GHz); 35W Intel® Celeron® G6900TE (2 Cores, 4M Cache, 2.4GHz); 35W	
	Chipset	Intel® H610E/Q670E/R680E Chipset	
	Memory	260-pin DDR4 3200MHz SODIMM up to 64GB	
	BIOS	AMI SPI 128Mbit	
	GRAPHICS	Controller	Intel® HD Graphics
Feature		OpenGL up to 5.0, DirectX 11, OpenCL 2.1 HW Decode: HEVC/H.265, H.264, M/JPEG, MPEG2, VC1/WMV9, VP8 (8-bit), VP9 (10-bit) HW Encode: HEVC/H.265, M/JPEG, MPEG2, VP8	
Display		1 x VGA 2 x HDMI/DP++ (auto detection)	VGA: resolution up to 1920x1200 @ 60Hz HDMI: resolution up to 4096x2160 @ 30Hz DP++: resolution up to 4096x2304 @ 60Hz
STORAGE	Internal	2 x 2.5" SATA 3.0 Drive Bay or NVME SSD - see Expansion below supports RAID 0/1 (Q670E/R680E)	
EXPANSION	Interface	Q670E/R680E: 1 x M.2 2230 E key (PCIe/USB 2.0) 1 x M.2 2280 M key (PCIe x4 NVMe/SATA) 1 x M.2 3042/3052 B key (PCIe/USB3.0) H610E: 1 x M.2 2230 E key (PCIe/USB 2.0) 1 x M.2 3042/3052 B key (PCIe)	
AUDIO	Audio Codec	Realtek ALC888	
ETHERNET	Controller	2 x Intel® I225IT PCIe (10/100/1000Mbps)	
LED	Indicators	1 x Status LED 1 x HDD LED	
FRONT I/O	Serial	4 x RS-232/422/485 (DB-9)	
	USB	2 x USB 2.0 (type A)	
	DIO	8 bit (DB-9)	
	Buttons	1 x Power button 1 x Reset button	
	Antenna	4 x Antenna hole	
REAR I/O	Ethernet	2 x GbE (RJ-45)	
	Serial	2 x RS-232 (DB-9)	
	USB	4 x USB 3.1 (type A)	
	Display	VGA + 2 x HDMI/DP++ (auto detection)	
	Audio	1 x Line-out 1 x Mic-in	
WATCHDOG TIMER	Output & Interval	System reset, programmable via software from 1 to 255 seconds	
SECURITY	TPM	TPM 2.0	
POWER	Type	Wide range 9~36V	
	Connector	3-pole terminal nlock 3-pin power extension switch connector	
OS SUPPORT	Windows	Optional - Windows 10 IoT Enterprise 2021 LTSC	
	Linux	Linux (available upon request)	
MECHANISM	Construction	Metal + Aluminum	
	Mounting	Wall Mount	
	Dimensions (W x H x D)	255.3 x 85 x 224mm	
	Weight	4.15 kg	
ENVIRONMENT	Operating Temperature	-20 to 70°C (SSD or M.2 storage)	
	Storage Temperature	-20 to 85°C	
	Relative Humidity	5 to 95% RH (non-condensing)	
STANDARDS AND CERTIFICATIONS	Shock	Half sine wave 3G, 11ms, 3 shock per axis	
	Vibration	IEC68-2-64	
	Certification	CE, FCC Class A	