

IMP-4131

Mini-PC based on Mini-ITX
w AMD XDNA™ 2 NPU for A.I.



(see enclosed motherboard data sheet for exact I/O)

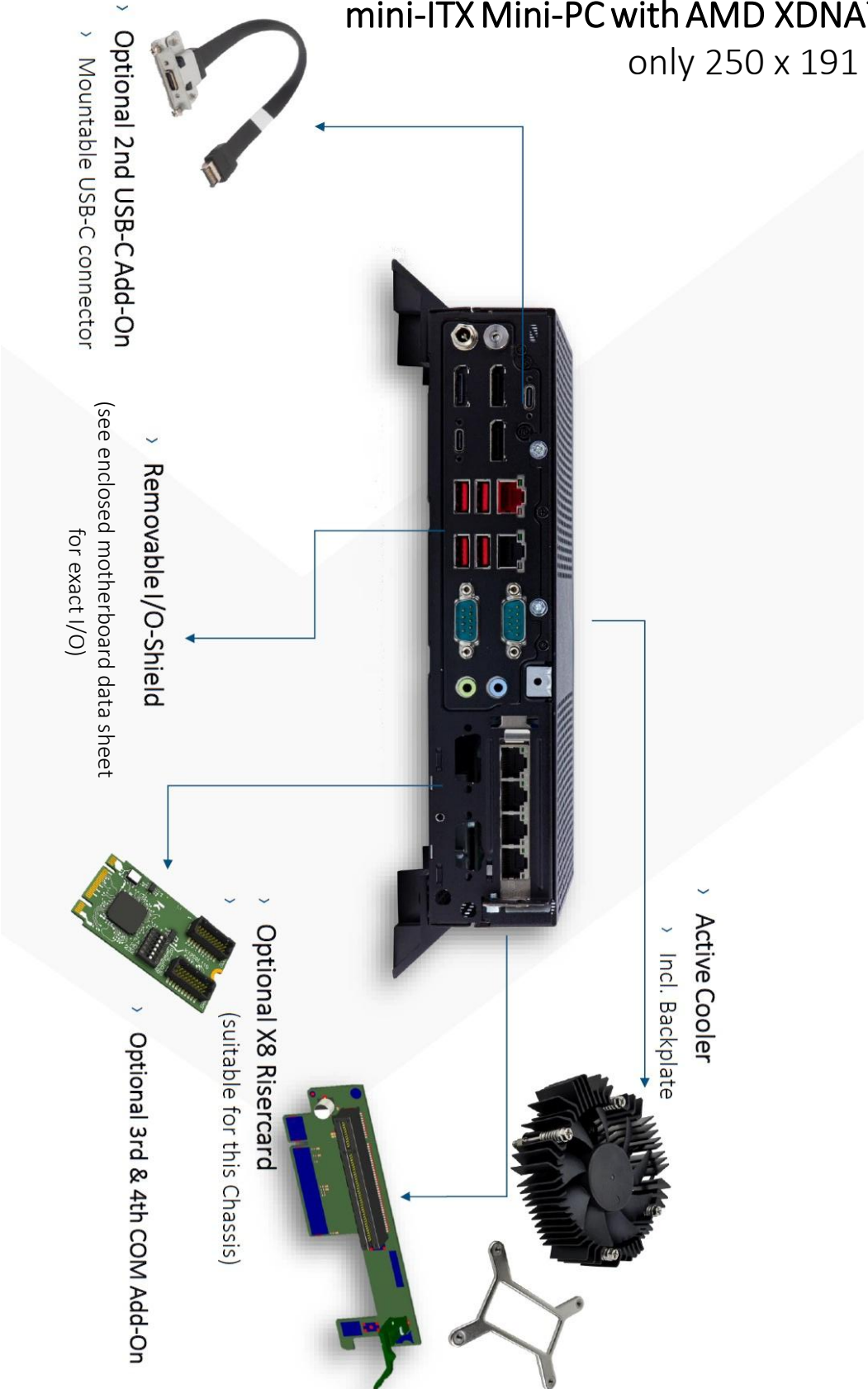
Industrial A.I. Computer for enhanced operating temperature range

(See pages below for motherboard data sheet - standalone MB available for sale as well)

- Ultra-Compact Design
- 250 x 191 x 52 mm
- Front & Rear USB
- Wall Mount Option
- Security Feature: Chassis Intrusion Option

IMP-4131

mini-ITX Mini-PC with AMD XDNA™ 2 NPU
only 250 x 191 x 52 mm



- > Optional 2nd USB-C Add-On
- > Mountable USB-C connector

> Removable I/O-Shield
(see enclosed motherboard data sheet
for exact I/O)


- > Optional X8 Risercard
(suitable for this Chassis)
- > Optional 3rd & 4th COM Add-On

- > Active Cooler
- > Incl. Backplate


Mounting Brackets

The chassis includes two wallmount brackets for horizontal or vertical use, which are assembled by four screws M2.5 x 4.


Mandatory torque: 0.4Nm



Wallmount bracket assembly at bottom side



Wallmount bracket assembly at side wall



AMD Ryzen™ AI Embedded P100 Series


- ▶ AMD Radeon™ RDNA 3.5 Graphics (within SoC) with 4x DisplayPort V1.4, Dual Channel LDVS (24 Bit) and eDP V1.4b (4k) onboard
- ▶ XDNA™ 2 NPU delivering up to 50 TOPS of AI inference acceleration
- ▶ Dual LAN 1 GbE / 5 GbE incl. Teaming support
- ▶ Dual M.2-Key M, M.2 Key-B and M.2 Key-E sockets
- ▶ Powerful USB 4® (Type-C) and 3.2 Gen2 Ports
- ▶ 6x COM

K4131-P mITX Industrial Series

The K4131-P mITX Industrial Motherboard is a compact, high-performance platform engineered for demanding embedded and industrial applications. Powered by the latest AMD Ryzen™ AI Embedded P100 series processors, it delivers outstanding computing performance and advanced graphics capabilities through AMD Radeon™ Graphics with RDNA 3.5. With support for up to four independent 4K120 or two 8K60 displays outputs, the K4131-P offers outstanding visual capabilities through a versatile mix of DisplayPort™, USB Type-C with USB4®, embedded DisplayPort™ and dual-channel 24-bit LVDS interfaces.

Designed for flexibility and scalability, the board features four M.2 slots for storage and wireless connectivity, along with a rich set of I/O options including GPIO, up to six COM ports, USB 3.2 Gen2 and USB4®. Built for 24/7 continuous operation and validated for enhanced temperature ranges up to 60 °C, the K4131-P is ideally suited for a wide range of vertical markets—from industrial automation to digital signage and medical systems.

- AMD Ryzen™ AI Embedded P100 series
- DDR5-5600 SODIMM, max 96 GByte
- AMD Radeon™ Graphics with RDNA 3.5
- 4x DisplayPort™ V1.4
- Up to 2x USB Type-C with USB4® or DP alt mode / USB 3.2 Gen2
- Dual Channel LVDS and eDP V1.4b
- 8 Bit GPIO & HD Audio onboard
- 4x USB3.2 Gen2 and 1x USB4®
- 1x Intel® 1GbE LAN, 1x Realtek 5GbE incl. Teaming
- 2x SATA 6G
- 1x PCI Express® x4 (Gen4, open slot)
- 2x M.2 Key M x2 Gen4
- 1x M.2 Key B with 5G card support
- 1x M.2 Key E (WLAN)
- up to six RS-232 supported
- HW Watchdog onboard
- WideRange internal/external DC input 9-34V, PowerDelivery Sink Mode (up to 28V / 140W via Type-C)



Technical Information

SYSTEM	PROCESSOR	AMD Ryzen™ AI Embedded P121 AMD Ryzen™ AI Embedded P132 AMD Ryzen™ AI Embedded P164 AMD Ryzen™ AI Embedded P174 AMD Ryzen™ AI Embedded P185
	AI CO-PROCESSOR MEMORY	XDNA™ 2 NPU* delivering up to 50 TOPS of AI inference acceleration DDR5 5600 SDRAM 2x SO DIMM socket, up to 96GByte memory with ECC
VIDEO	GRAPHICS	Integrated "RDNA 3.5" GPU with support of up to 8 WGP 1x USB4® (DP2.1 up to UHBR20 8K) 4x DPV1.4 up to 8K 1x USB-C with DPoC via header (USB Key-A)** 1x eDP V1.4b up to 5K, 1x Dual-Channel 24bit LVDS*** Support for up to 4x 4K120 (or 2x 8K120) displays simultaneously
AUDIO	AUDIO CODEC AUDIO INTERFACE	Realtek ALC897 7.1 Channel, High Definition Audio Codec
NETWORK CONNECTION	ETHERNET 1	Intel® i210 with 10/100/1000 MBit/s, Wake-on-LAN (WoL) by interesting Packets, Link Status Change and Magic Packet™, PXE Support, BIOS MAC Address Display, Teaming Support
	ETHERNET 2	Realtek RTL8126 with 10/100/1000/2500/5000 MBit/s, Wake-on-LAN (WoL) by interesting Packets, Link Status Change and Magic Packet™, PXE Support, BIOS MAC Address Display, Teaming Support
PERIPHERAL CONNECTION	USB	2x USB 2.0 (by headers), 1x USB 2.0 Type-A stick socket 1x USB-C with USB4 support 4x USB3.2 Gen2 Type A, 2x USB3-2 Gen1 (by header)
	SERIAL PORT OTHER I/Os	1x RS-485/RS-422/RS-232, 5xRS-232, 1x ccTalk 8 Bit GPIO (by header); WLAN LED and on/off support, Monitoring Alert LED 3.3 V/5 V/12 V supply voltage output

*) Neural Processing Unit: Dedicated Low Power AI Engine, integrated in AMD CPU

***) Simultaneous use of LVDS and eDP is not supported.

**) DPoC: DisplayPort over USB-Type-C (Alternate Mode)

STORAGE & EXPANSION	SATA PCIe SLOT M.2 SLOTS	2x Serial ATA III 600 Interface (up to 6GBit/s), NCQ, AHCI, RAID0+1 1x PCIe x4 (4 lanes, Gen4, open slot for x16 card support) 1x M.2 2230/ 2242 /2280 (Key-M, PCIe x2/Gen4/NVME SSD modules) 1x M.2 2230/ 2242 (Key-M, PCIe x2/Gen4/NVME SSD modules) 1x M.2 2230/ 2242 /3052 (Key-B, PCIe x2/ USB2 /5G modules) Nano SIM socket for 5G module 1x M.2 2230 (Key-E, WLAN/Bluetooth modules, PCIe/USB)
POWER	CONNECTOR INPUT VOLTAGE OUTPUT VOLTAGE	External/Internal DC-In (DC Jack/4-Pin Mini-Fit) DC Input 9-34V, max. 10A (internal or external connector) PowerDelivery (PD3.1 EPR) via Rear USB-C (max. 28V, 5A) USB-C Power Delivery 15W (5V, max. 3A)
FIRMWARE	BIOS WATCHDOG REAL TIME CLOCK TPM	AMI Aptio 5.x (UEFI) BIOS modified and adapted by Kontron; Recovery BIOS, SM-BIOS (DMI), BIOS and CPU Microcode Update, Quick Boot, Logo Boot, Quiet Boot, Plug & Play, Automatic DRAM and PCIe Configuration, BIOS Support for S.M.A.R.T., Advanced Power Management, ACPI S3/S4 (planned), Wake on time from S5. Programmable 3-stage Watchdog to generate system reset event Integrated TPM Header for external modules
SYSTEM CONTROL	FP HEADER SECURITY	1x Header for Reset button, HDD LED, Power button, Power LED Recovery BIOS, System and BIOS Password, Boot Sequence Control, Serial-/USB-Port Access Protection, Write Protection for Flash BIOS, Downflash protection, UEFI Secure Boot, EraseDisk (BIOS Feature)
COOLING	FAN	2x PWM fan (CPU/System)
SOFTWARE	OS SUPPORT	MS Windows® 11, MS Windows® 11 IoT (LTSC), Linux 64 No legacy OS support, no MBR installation (UEFI only)
MECHANICAL	DIMENSION (L x W)	Mini-ITX: 6.7" x 6.7" (170 x 170 mm)
ENVIRONMENTAL	OPERATION TEMPERATURE	0 °C - 60 °C
CERTIFICATION	EMC + SAFETY	Planned: cTUVus acc. IEC62368-1, CE Class B incl. Industrial Immunity, UKCA, FCC-B verified

Motherboard Versions

	PROCESSOR (SoC)	GRAPHICS AMD Radeon™ graphics	MEMORY
K4131-P2	AMD Ryzen™ AI Embedded P121 4-Core @28W TDP 4,4 GHz	GPU@2,7GHz	DDR5-5600 Two sockets Max. 96GB
K4131-P3	AMD Ryzen™ AI Embedded P132 6-Core @28W TDP 4,5 GHz	GPU@2,8GHz	DDR5-5600 Two sockets Max. 96GB
K4131-P6	AMD Ryzen™ AI Embedded P164	tbd	DDR5-5600 Two sockets Max. 96GB
K4131-P7	AMD Ryzen™ AI Embedded P174	tbd	DDR5-5600 Two sockets Max. 96GB
K4131-P8	AMD Ryzen™ AI Embedded P185	tbd	DDR5-5600 Two sockets Max. 96GB

Power Supply Requirements

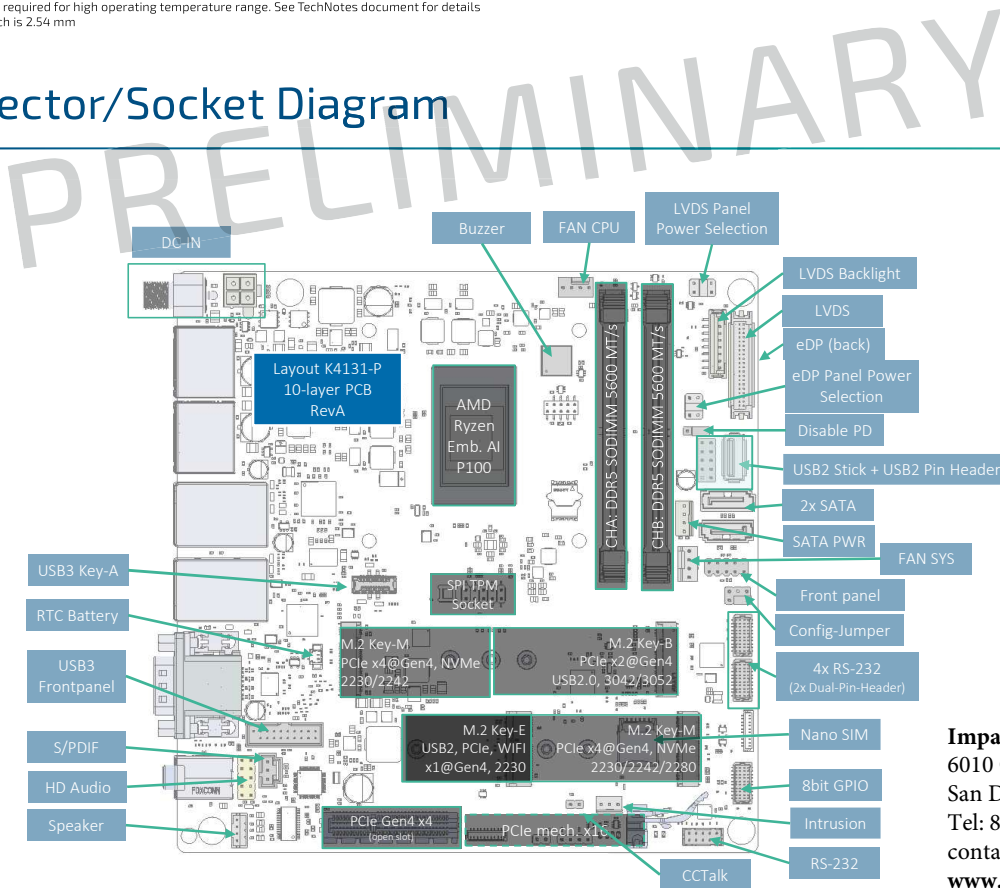
SOURCE	VOLTAGE RANGE	MIN. PS LOAD	MAX. VOLTAGE TOLERANCE	TYP. MOTHERBOARD INPUT POWER¹	MAX. MOTHERBOARD INPUT POWER²
DC-IN (WideRange)	9 V - 34 V (recommended nominal range)	0 A	8.5 V - 36 V (absolute maximum ratings)	to be measured	140 W (external or internal DC-In)
PowerDelivery (PD3.1 EPR) via Rear USB-C	up to 28V PD Sink	0 A	28V: +-5%	to be measured	140 W

1) Motherboard incl. Memory and M.2 NVME SSD (approximations for MS Windows 11 Idle Mode / Full Processor Load @ 28 W TDP
2) Motherboard incl. Memory, M.2, PCIe/M.2 PCIe devices, USB
See TechNotes document for detailed power requirements

FEATURES	Chipset / SoC (APU)	AMD Ryzen™ AI Embedded P100 Series
	DP / HDMI / LVDS / eDP Stereo Audio / 7.1 Multichannel Audio / Front Panel Audio Buzzer /int. Speaker support (stereo) ² GbE LAN / Dual GbE LAN / 2.5 GbE LAN / 5 GbE Lan WoL / PXE / LAN Teaming / TSN SATA / SATA RAID / M.2 (SATA) / M.2 (PCIe/NVMe) / NVMe RAID USB 2.0 / USB 3.2 (Gen1) / USB 3.2 (Gen2) USB 3.2 (Gen2x2) Type-C / USB 4® Type-C FAN monitored & controlled CPU / AUX1 / AUX2 TEMP monitored CPU / onboard sensors / external sensor	+ / - / + / + + / + / + + / + + / - / - / + + / + / + / + + / + / - / + / + + / + / + - / + + / + / - + / + / -
SPECIAL FEATURES	COM interface support for RS-232 / RS-485 / RS-422 Fan configuration / System Monitoring Recovery BIOS / Flash Update / Multi Boot HDD Password / EraseDisk / TPM V2.0 onboard / optional TPM module Multi Stage Watchdog Operating Mode 24-7 / 8-5 (hrs per day - days per week) Motherboard operating temperature range (chassis inside) ³	+ / + / + + / + + / + / + + / + / - / + + + / - 0 °C ... +60 °C
INTERNAL CONNECTORS	SO DIMM Sockets (DDR5 5600) SATA-III / M.2 Key-M SSD / M.2 Key-B M.2 2230 (Key-E for WLAN/Bluetooth) Front Panel Audio (9-Pin, HD Audio) / S/PDIF Out (Digital Audio) USB 2.0 pin header (2 port) / USB 2.0 single port header / USB Stick socket USB 3.2 Gen1 pin header (2 ports) / USB 3.2 Gen2 Type A header Serial COM header / CCTalk header / Parallel Port header LVDS / LVDS Backlight / Embedded DisplayPort @ 4 lanes FAN PSU / CPU (PWM) / AUX1 (PWM) Intrusion (Case Open) / GPIO (8 Bit) / SMBus Stereo Speaker header / Digital Mic header Front Panel (Power Switch, Reset Switch, LEDs, Intel 10 pin header) ⁴ SATA Drive Power Connector (5 V/12 V) / DC-In Connector (4 pin)	2 2 / 2 / 1 1 1 / 1 1 / 0 / 1 1 / 1 5 / 1 / 0 1 / 1 / 1 - / 1 / 1 1 / 1 / 1 1 / - 1 1 / 1
EXTERNAL CONNECTORS	HDMI / DVI / VGA DisplayPort / USB Type-C Alternate Mode (DPoC) / USB4® Audio Mic. In / Line in / Line out (or driver configuration) LAN (RJ-45) / PS/2 Keyboard / Mouse USB 2.0 / USB 3.2 Gen1 / USB 3.2 Gen2 / USB 4® DC-In connector (external input) 5.5/2.5mm / lockable. Serial COM interface	- / - / - 4 / 1 / 1 0 / 1 / 1 2 / - / - 0 / 0 / 4 / 1 1 / + 1

1) Multichannel audio only via S/PDIF or DisplayPort™
 2) Stereo speaker support; 2 W @4Ω
 3) Forced cooling required for high operating temperature range. See TechNotes document for details
 4) Header pin pitch is 2.54 mm

Connector/Socket Diagram



Your Contact

Impact Components, LLP
 6010 Cornerstone Ct.
 San Diego, CA 92121 USA
 Tel: 858-634-4814
 contact@impactcomponents.com
 www.impactcomponents.com